

# Inter Macroeconomics (Fall 2019)

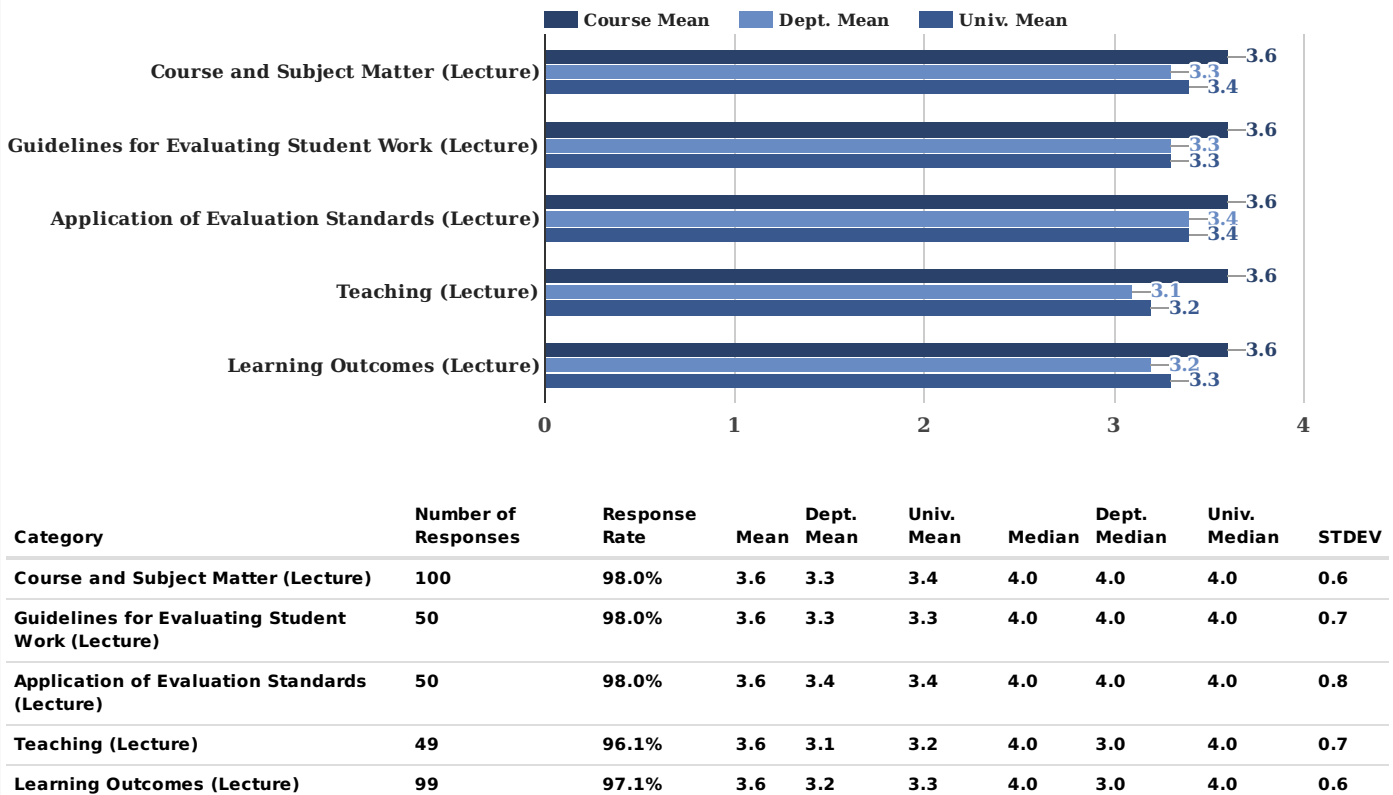
Instructor: **Banerjee, Sourik**  
 Section: **1001**  
 Course Title: **Inter Macroeconomics**  
 Course ID: **80135**

**Enrollment: 51**  
**Responses Incl Declines: 50**  
**Declines: 0**

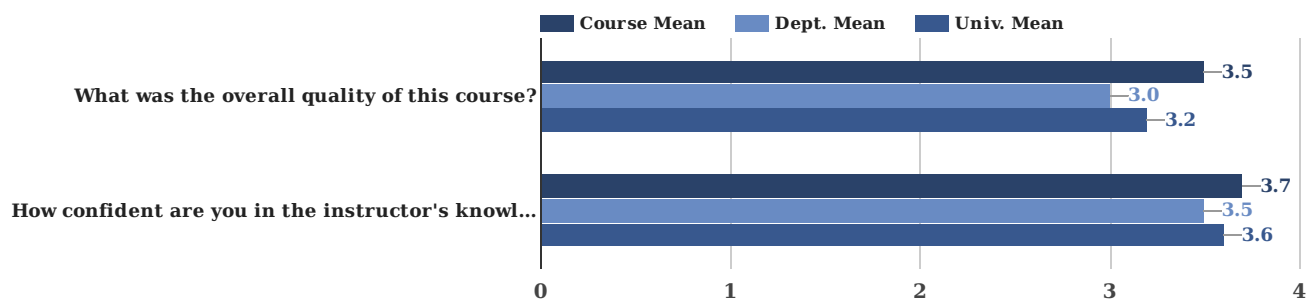
Objectives: **Upon completion of this course, students will be able to:**

- 1. demonstrate knowledge of basic historical facts about U.S. macroeconomic performance.**
- 2. explain many macroeconomic facts using standard economic models.**
- 3. use social science understanding, both in the form of formal models and in the form of informal theory, to evaluate various macroeconomics policies.**

## Category Summary



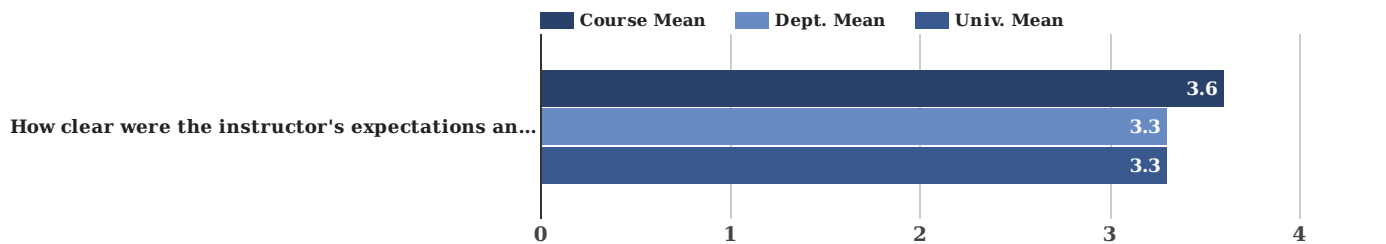
## Course and Subject Matter (Lecture)



Question	Number of Responses	Response Rate	Course Mean	Dept. Mean	Univ. Mean	Course Median	Dept. Median	Univ. Median
What was the overall quality of this course?	50	98%	3.5	3.0	3.2	4.0	3.0	3.0
How confident are you in the instructor's knowledge of the subject matter of this course?	50	98%	3.7	3.5	3.6	4.0	4.0	4.0

Note: 0:Unsatisfactory; 1:Somewhat inadequate; 2:Adequate; 3:Good; 4:Exceptional;

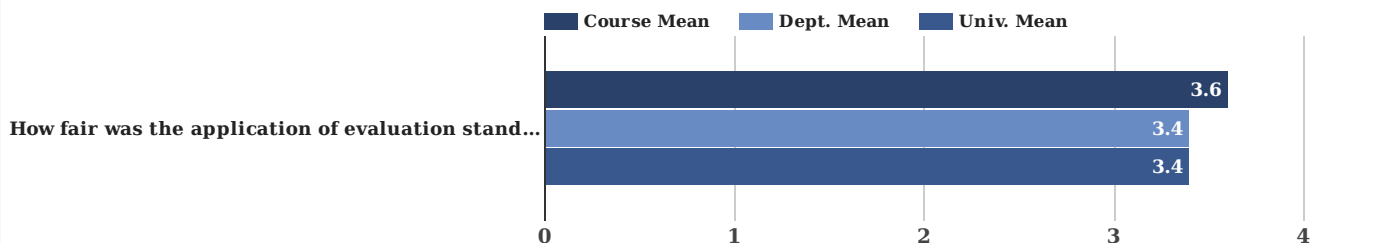
### Guidelines for Evaluating Student Work (Lecture)



Question	Number of Responses	Response Rate	Course Mean	Dept. Mean	Univ. Mean	Course Median	Dept. Median	Univ. Median
How clear were the instructor's expectations and guidelines for evaluating student work?	50	98%	3.6	3.3	3.3	4.0	4.0	4.0

Note: 0:Very unclear; 1:Somewhat unclear; 2:Somewhat clear; 3:Mostly clear; 4:Very clear;

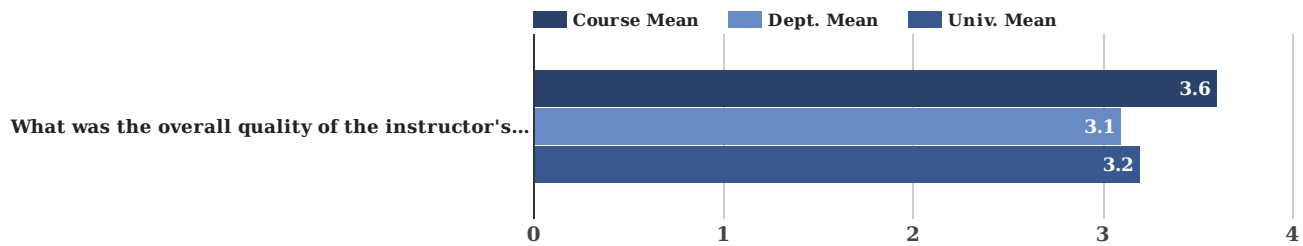
### Application of Evaluation Standards (Lecture)



Question	Number of Responses	Response Rate	Course Mean	Dept. Mean	Univ. Mean	Course Median	Dept. Median	Univ. Median
How fair was the application of evaluation standards?	50	98%	3.6	3.4	3.4	4.0	4.0	4.0

Note: 0:Very unfair; 1:Somewhat unfair; 2:Somewhat fair; 3:Mostly fair; 4:Very fair;

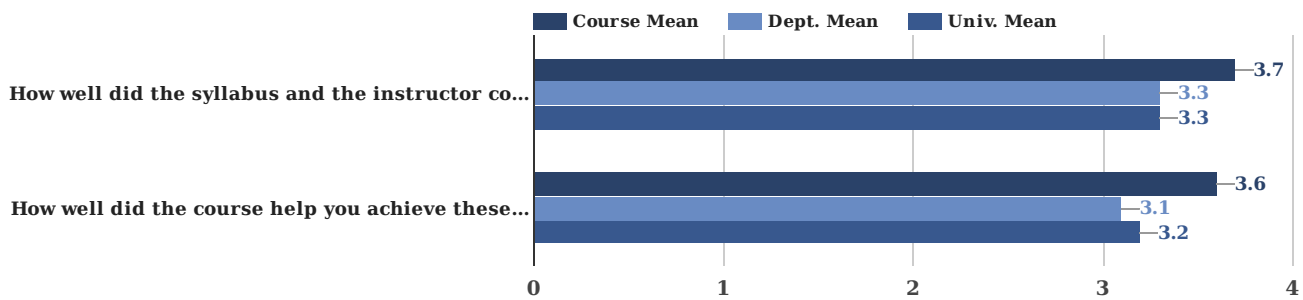
### Teaching (Lecture)



Question	Number of Responses	Response Rate	Course Mean	Dept. Mean	Univ. Mean	Course Median	Dept. Median	Univ. Median
What was the overall quality of the instructor's teaching?	49	96%	3.6	3.1	3.2	4.0	3.0	4.0

Note: 0:Unsatisfactory; 1:Somewhat inadequate; 2:Adequate; 3:Good; 4:Exceptional;

### Learning Outcomes (Lecture)

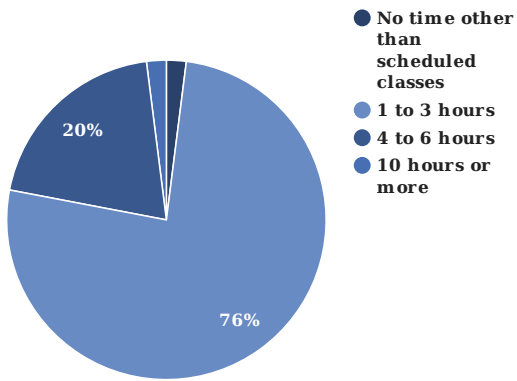


Question	Number of Responses	Response Rate	Course Mean	Dept. Mean	Univ. Mean	Course Median	Dept. Median	Univ. Median
How well did the syllabus and the instructor convey course expectations and learning outcomes?	49	96%	3.7	3.3	3.3	4.0	3.0	4.0
How well did the course help you achieve these learning outcomes?	50	98%	3.6	3.1	3.2	4.0	3.0	3.0

Note: 0:Unsatisfactory; 1:Somewhat inadequate; 2:Adequate; 3:Good; 4:Exceptional;

## Demographics

How many hours per week did you work on this course, other than time in class?



What grade do you expect to receive for this course? Select N/A if the course is not graded.

