

## Prin Macroeconomics (Fall 2018)

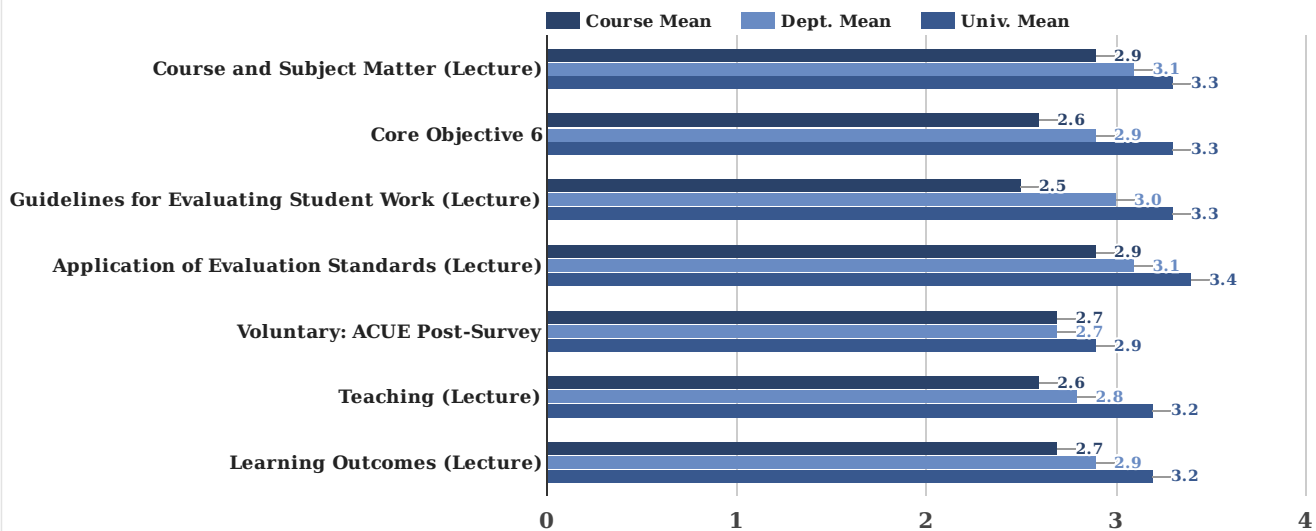
Instructor: **Banerjee, Sourik**  
 Section: **1002**  
 Course Title: **Prin Macroeconomics**  
 Course ID: **80125**

**Enrollment: 52**  
**Responses Incl Declines: 28**  
**Declines: 0**

Objectives: **Upon completion of this course, students will be able to:**

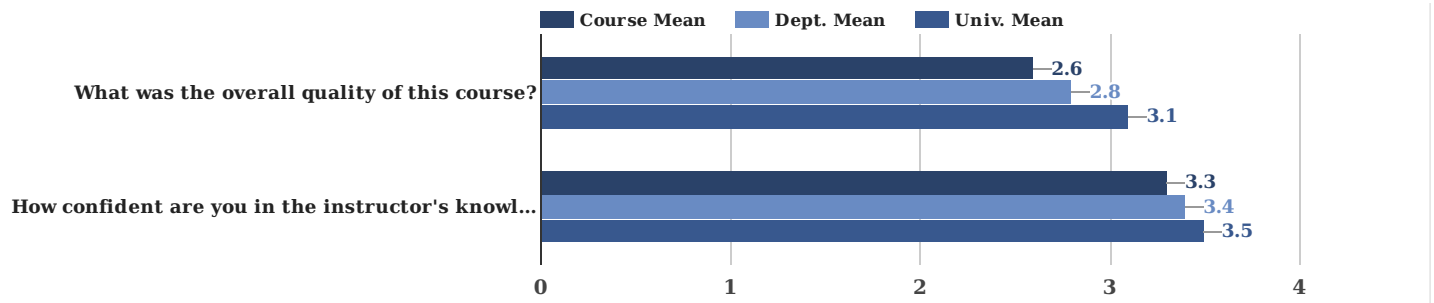
- 1. use data, and various quantitative techniques for presenting and analyzing data, students will demonstrate the ability to describe observed macroeconomic phenomena.**
- 2. use supply and demand modeling and other theoretical tools to provide explanations (i.e. provide theories) for the observed changes in macroeconomic data.**
- 3. demonstrate the ability to critically analyze the macroeconomic policies government might use to stabilize the economy or promote economic growth.**

### Category Summary



Category	Number of Responses	Response Rate	Mean	Dept. Mean	Univ. Mean	Median	Dept. Median	Univ. Median	STDEV
Course and Subject Matter (Lecture)	56	53.8%	2.9	3.1	3.3	3.0	3.0	4.0	0.8
Core Objective 6	54	51.9%	2.6	2.9	3.3	3.0	3.0	3.0	1.0
Guidelines for Evaluating Student Work (Lecture)	28	53.8%	2.5	3.0	3.3	3.0	3.0	4.0	1.1
Application of Evaluation Standards (Lecture)	27	51.9%	2.9	3.1	3.4	3.0	3.0	4.0	0.9
Voluntary: ACUE Post-Survey	743	51.0%	2.7	2.7	2.9	3.0	3.0	3.0	1.0
Teaching (Lecture)	28	53.8%	2.6	2.8	3.2	3.0	3.0	4.0	1.1
Learning Outcomes (Lecture)	56	53.8%	2.7	2.9	3.2	3.0	3.0	3.0	1.0

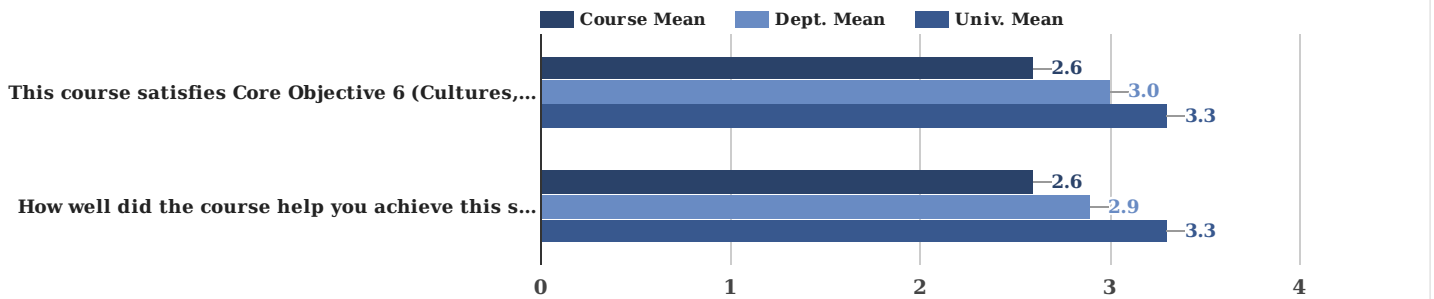
### Course and Subject Matter (Lecture)



Question	Number of Responses	Response Rate	Course Mean	Dept. Mean	Univ. Mean	Course Median	Dept. Median	Univ. Median
What was the overall quality of this course?	28	53%	2.6	2.8	3.1	3.0	3.0	3.0
How confident are you in the instructor's knowledge of the subject matter of this course?	28	53%	3.3	3.4	3.5	3.0	4.0	4.0

Note: 0:Unsatisfactory; 1:Somewhat inadequate; 2:Adequate; 3:Good; 4:Exceptional;

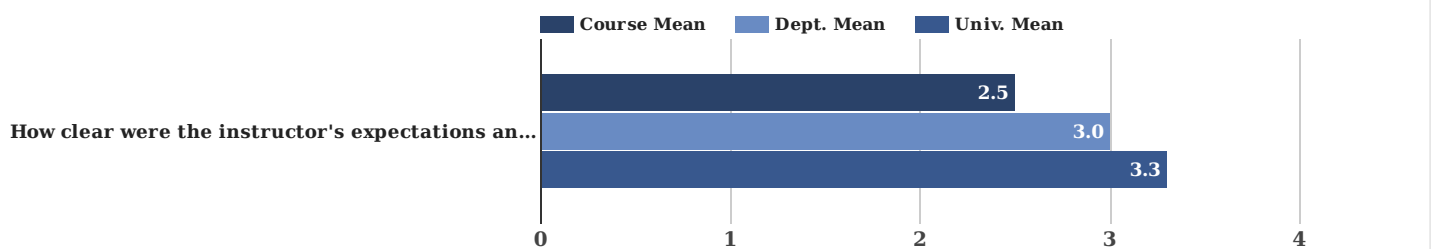
### Core Objective 6



Question	Number of Responses	Response Rate	Course Mean	Dept. Mean	Univ. Mean	Course Median	Dept. Median	Univ. Median
This course satisfies Core Objective 6 (Cultures, Societies, & Individuals). How well did the syllabus and the instructor convey this objective: Students will learn how to systematically analyze human social conditions (e.g., individuals, groups, communities, and cultures). In particular, students will learn to observe, theorize, model, experiment, and/or interpret as a means of inquiring into human social relations?	27	51%	2.6	3.0	3.3	3.0	3.0	3.0
How well did the course help you achieve this specific Core Objective?	27	51%	2.6	2.9	3.3	3.0	3.0	3.0

Note: 0:Unsatisfactory; 1:Somewhat inadequate; 2:Adequate; 3:Good; 4:Exceptional;

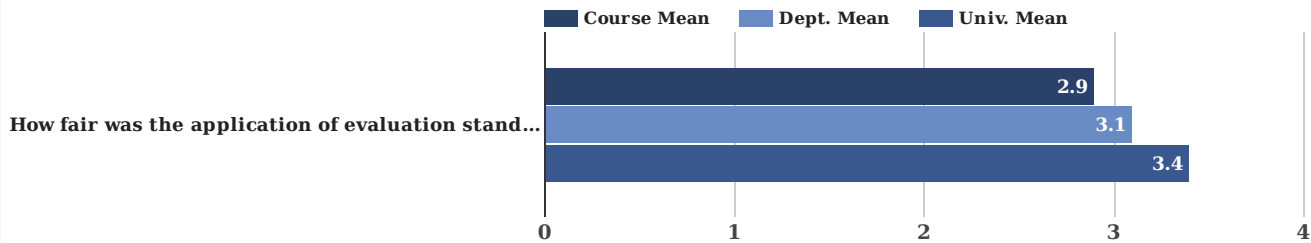
### Guidelines for Evaluating Student Work (Lecture)



Question	Number of Responses	Response Rate	Course Mean	Dept. Mean	Univ. Mean	Course Median	Dept. Median	Univ. Median
How clear were the instructor's expectations and guidelines for evaluating student work?	28	53%	2.5	3.0	3.3	3.0	3.0	4.0

Note: 0:Very unclear (0); 1:Somewhat unclear (1); 2:Somewhat clear (2); 3:Mostly clear (3); 4:Very clear (4);

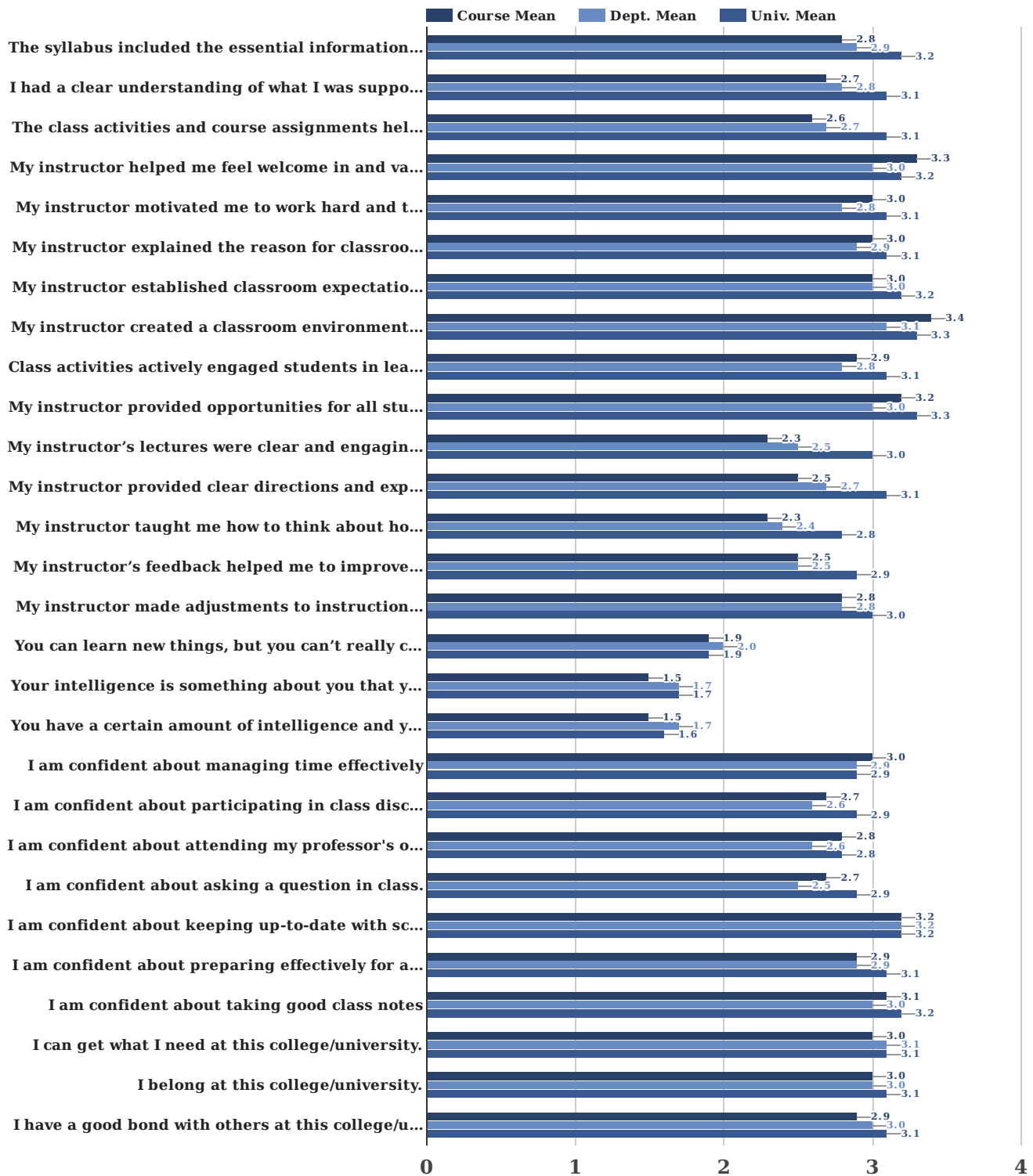
### Application of Evaluation Standards (Lecture)



Question	Number of Responses	Response Rate	Course Mean	Dept. Mean	Univ. Mean	Course Median	Dept. Median	Univ. Median
How fair was the application of evaluation standards?	27	51%	2.9	3.1	3.4	3.0	3.0	4.0

Note: 0:Very unfair; 1:Somewhat unfair; 2:Somewhat fair; 3:Mostly fair; 4:Very fair;

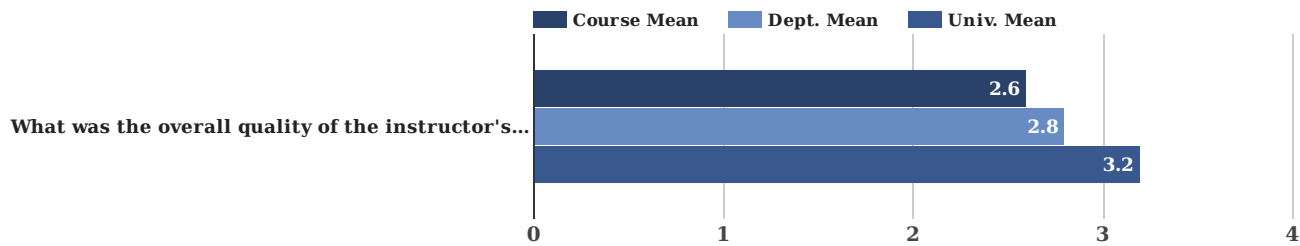
Voluntary: ACUE Post-Survey



Question	Number of Responses	Response Rate	Course Mean	Dept. Mean	Univ. Mean	Course Median	Dept. Median	Univ. Median
The syllabus included the essential information I needed to be successful in this course.	27	51%	2.8	2.9	3.2	3.0	3.0	3.0
I had a clear understanding of what I was supposed to learn in this course and in each class session.	27	51%	2.7	2.8	3.1	3.0	3.0	3.0
The class activities and course assignments helped me to be successful in this course.	27	51%	2.6	2.7	3.1	3.0	3.0	3.0
My instructor helped me feel welcome in and valuable to the class.	27	51%	3.3	3.0	3.2	3.0	3.0	3.0
My instructor motivated me to work hard and to believe I can succeed.	27	51%	3.0	2.8	3.1	3.0	3.0	3.0
My instructor explained the reason for classroom activities and assignments.	27	51%	3.0	2.9	3.1	3.0	3.0	3.0
My instructor established classroom expectations for behavior that were clear and contributed to a positive learning environment.	27	51%	3.0	3.0	3.2	3.0	3.0	3.0
My instructor created a classroom environment that was welcoming to diverse viewpoints.	27	51%	3.4	3.1	3.3	3.0	3.0	3.0
Class activities actively engaged students in learning course material.	27	51%	2.9	2.8	3.1	3.0	3.0	3.0
My instructor provided opportunities for all students to participate in class discussions.	27	51%	3.2	3.0	3.3	3.0	3.0	3.0
My instructor's lectures were clear and engaging.	27	51%	2.3	2.5	3.0	3.0	3.0	3.0
My instructor provided clear directions and explanations.	27	51%	2.5	2.7	3.1	3.0	3.0	3.0
My instructor taught me how to think about how I learn best.	27	51%	2.3	2.4	2.8	3.0	3.0	3.0
My instructor's feedback helped me to improve my performance in this class.	27	51%	2.5	2.5	2.9	3.0	3.0	3.0
My instructor made adjustments to instruction based on student learning needs and feedback.	27	51%	2.8	2.8	3.0	3.0	3.0	3.0
You can learn new things, but you can't really change your basic intelligence.	27	51%	1.9	2.0	1.9	2.0	2.0	2.0
Your intelligence is something about you that you can't change very much.	26	50%	1.5	1.7	1.7	1.0	1.0	1.0
You have a certain amount of intelligence and you really can't do much to change it.	26	50%	1.5	1.7	1.6	1.0	1.0	1.0
I am confident about managing time effectively	26	50%	3.0	2.9	2.9	3.0	3.0	3.0
I am confident about participating in class discussions	26	50%	2.7	2.6	2.9	3.0	3.0	3.0
I am confident about attending my professor's office hours	25	48%	2.8	2.6	2.8	3.0	3.0	3.0
I am confident about asking a question in class.	26	50%	2.7	2.5	2.9	3.0	3.0	3.0
I am confident about keeping up-to-date with schoolwork	26	50%	3.2	3.2	3.2	3.0	3.0	3.0
I am confident about preparing effectively for an exam or completing a long assignment	26	50%	2.9	2.9	3.1	3.0	3.0	3.0
I am confident about taking good class notes	26	50%	3.1	3.0	3.2	3.0	3.0	3.0
I can get what I need at this college/university.	26	50%	3.0	3.1	3.1	3.0	3.0	3.0
I belong at this college/university.	26	50%	3.0	3.0	3.1	3.0	3.0	3.0
I have a good bond with others at this college/university.	26	50%	2.9	3.0	3.1	3.0	3.0	3.0

Note: 0:Strongly disagree; 1:Disagree; 2:Neither agree nor disagree; 3:Agree; 4:Strongly agree;

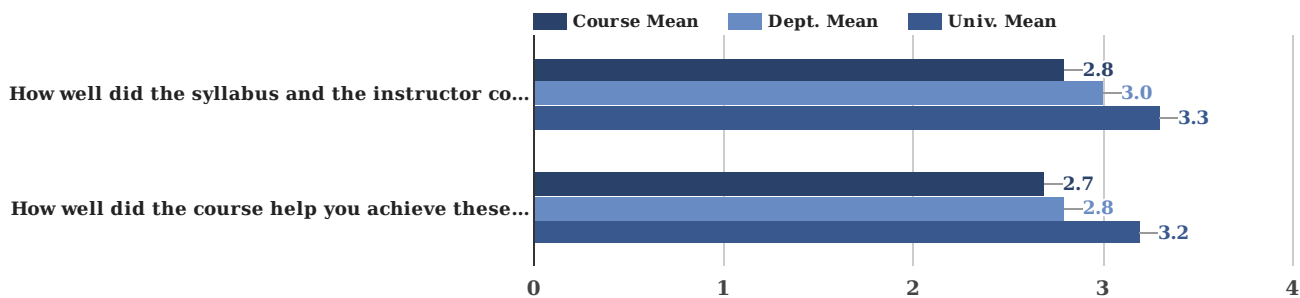
Teaching (Lecture)



Question	Number of Responses	Response Rate	Course Mean	Dept. Mean	Univ. Mean	Course Median	Dept. Median	Univ. Median
What was the overall quality of the instructor's teaching?	28	53%	2.6	2.8	3.2	3.0	3.0	4.0

Note: 0:Unsatisfactory (0); 1:Somewhat inadequate (1); 2:Adequate (2); 3:Good (3); 4:Exceptional (4);

### Learning Outcomes (Lecture)



Question	Number of Responses	Response Rate	Course Mean	Dept. Mean	Univ. Mean	Course Median	Dept. Median	Univ. Median
How well did the syllabus and the instructor convey course expectations and learning outcomes?	28	53%	2.8	3.0	3.3	3.0	3.0	4.0
How well did the course help you achieve these learning outcomes?	28	53%	2.7	2.8	3.2	3.0	3.0	3.0

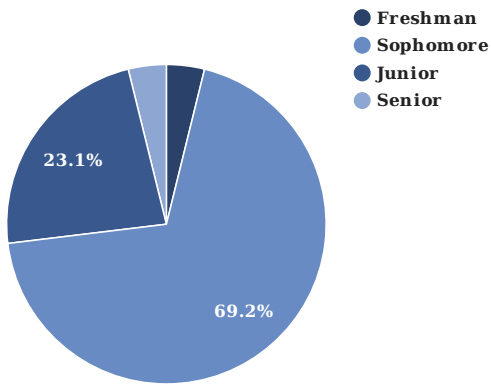
Note: 0:Unsatisfactory; 1:Somewhat inadequate; 2:Adequate; 3:Good; 4:Exceptional;

### Demographics

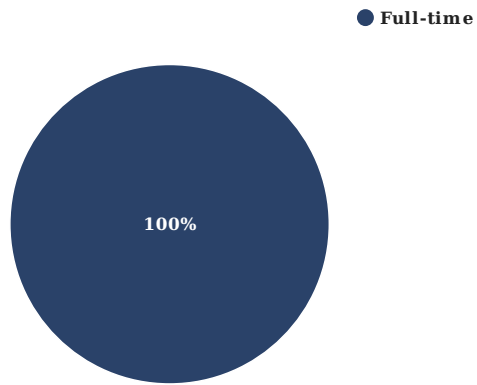
How many hours per week did you work on this course, other than time in class?

What grade do you expect to receive for this course? Select N/A if the course is not graded.

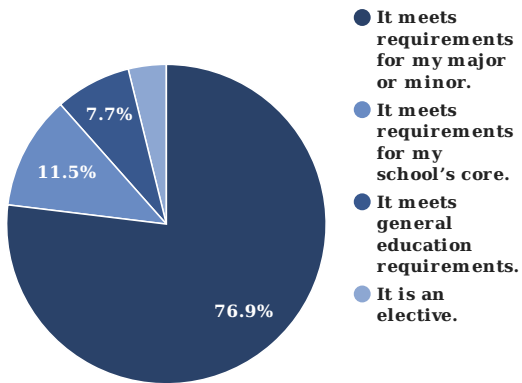
**I am currently classified as a**



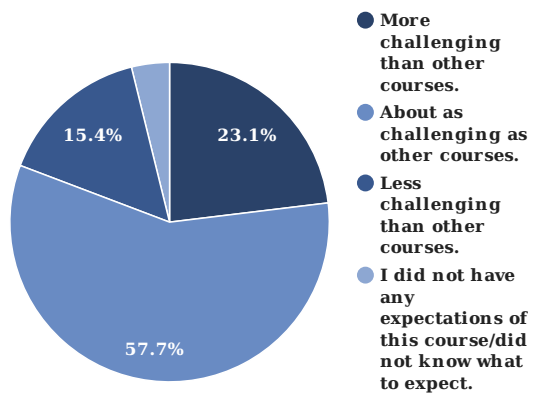
**My current enrollment status is**



**What was your primary reason for enrolling in this course?**



**Prior to taking this course, how challenging did you expect it to be in comparison to your other courses?**



**How likely are you to recommend this instructor to a friend? After taking this course, how did the experience compare to other courses you have taken?**

