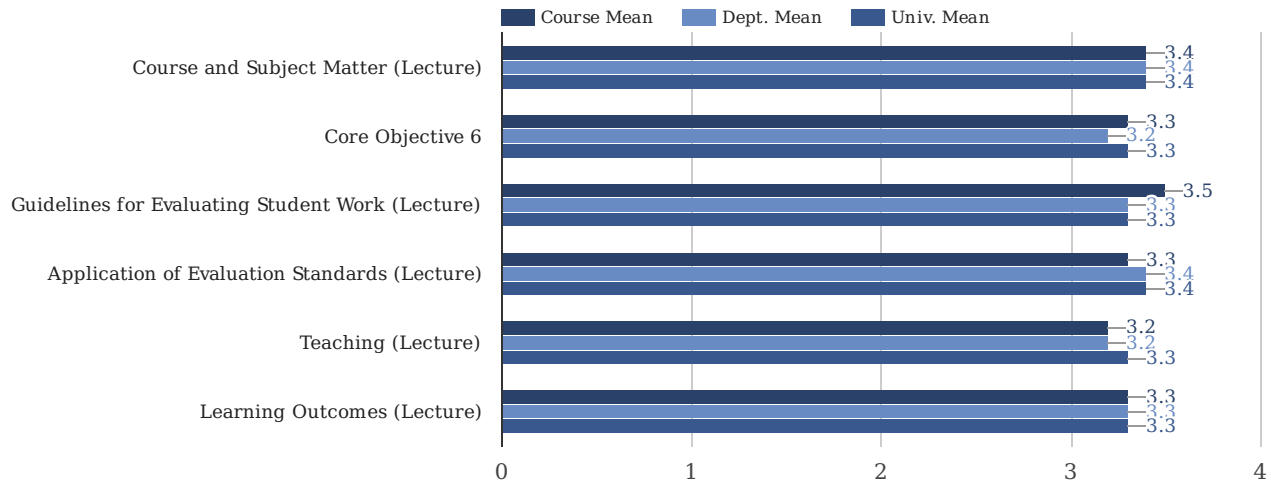


Prin Macroeconomics (Spring 2021)

Instructor: **Banerjee, Sourik**
 Section: **1003**
 Course Title: **Prin Macroeconomics**
 Course ID: **20044**
 Objectives:

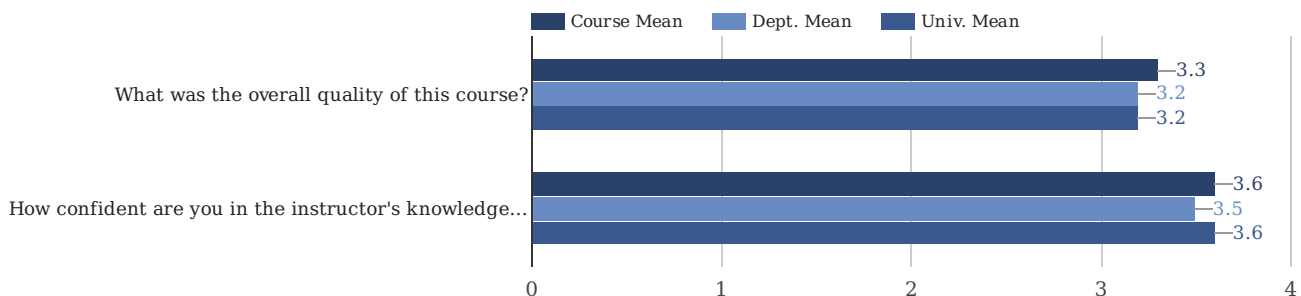
Enrollment: **75**
 Responses Incl Declines: **72**
 Declines: **0**

Category Summary



Category	Number of Responses	Response Rate	Mean	Dept. Mean	Univ. Mean	Median	Dept. Median	Univ. Median	STDEV
Course and Subject Matter (Lecture)	144	96.0%	3.4	3.4	3.4	4.0	4.0	4.0	0.7
Core Objective 6	144	96.0%	3.3	3.2	3.3	3.0	3.0	4.0	0.7
Guidelines for Evaluating Student Work (Lecture)	72	96.0%	3.5	3.3	3.3	4.0	4.0	4.0	0.6
Application of Evaluation Standards (Lecture)	71	94.7%	3.3	3.4	3.4	3.0	4.0	4.0	0.7
Teaching (Lecture)	71	94.7%	3.2	3.2	3.3	3.0	3.0	4.0	0.7
Learning Outcomes (Lecture)	144	96.0%	3.3	3.3	3.3	3.0	3.0	4.0	0.7

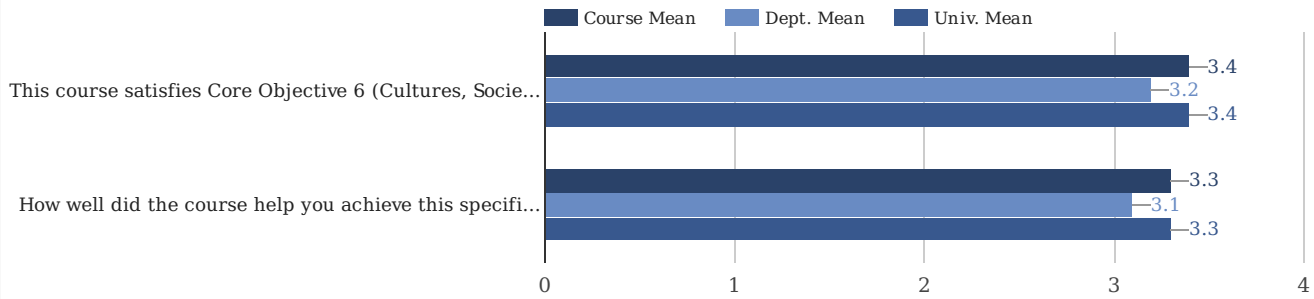
Course and Subject Matter (Lecture)



Question	Number of Responses	Response Rate	Course Mean	Dept. Mean	Univ. Mean	Course Median	Dept. Median	Univ. Median
What was the overall quality of this course?	72	96%	3.3	3.2	3.2	3.0	3.0	3.0
How confident are you in the instructor's knowledge of the subject matter of this course?	72	96%	3.6	3.5	3.6	4.0	4.0	4.0

Note: 0:Unsatisfactory; 1:Somewhat inadequate; 2:Adequate; 3:Good; 4:Exceptional;

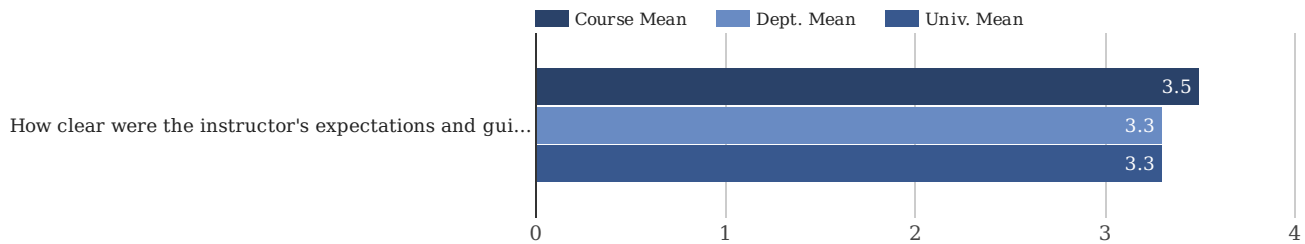
Core Objective 6



Question	Number of Responses	Response Rate	Course Mean	Dept. Mean	Univ. Mean	Course Median	Dept. Median	Univ. Median
This course satisfies Core Objective 6 (Cultures, Societies, & Individuals). How well did the syllabus and the instructor convey this objective: Students will learn how to systematically analyze human social conditions (e.g., individuals, groups, communities, and cultures). In particular, students will learn to observe, theorize, model, experiment, and/or interpret as a means of inquiring into human social relations?	72	96%	3.4	3.2	3.4	3.0	3.0	4.0
How well did the course help you achieve this specific Core Objective?	72	96%	3.3	3.1	3.3	3.0	3.0	4.0

Note: 0:Unsatisfactory; 1:Somewhat inadequate; 2:Adequate; 3:Good; 4:Exceptional;

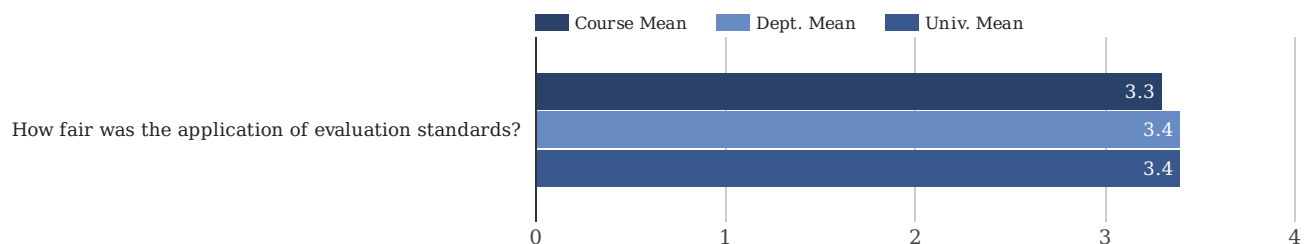
Guidelines for Evaluating Student Work (Lecture)



Question	Number of Responses	Response Rate	Course Mean	Dept. Mean	Univ. Mean	Course Median	Dept. Median	Univ. Median
How clear were the instructor's expectations and guidelines for evaluating student work?	72	96%	3.5	3.3	3.3	4.0	4.0	4.0

Note: 0:Very unclear; 1:Somewhat unclear; 2:Somewhat clear; 3:Mostly clear; 4:Very clear;

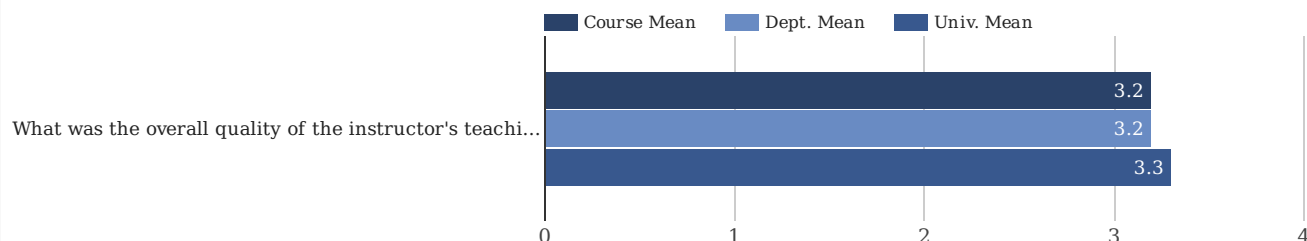
Application of Evaluation Standards (Lecture)



Question	Number of Responses	Response Rate	Course Mean	Dept. Mean	Univ. Mean	Course Median	Dept. Median	Univ. Median
How fair was the application of evaluation standards?	71	94%	3.3	3.4	3.4	3.0	4.0	4.0

Note: 0:Very unfair; 1:Somewhat unfair; 2:Somewhat fair; 3:Mostly fair; 4:Very fair;

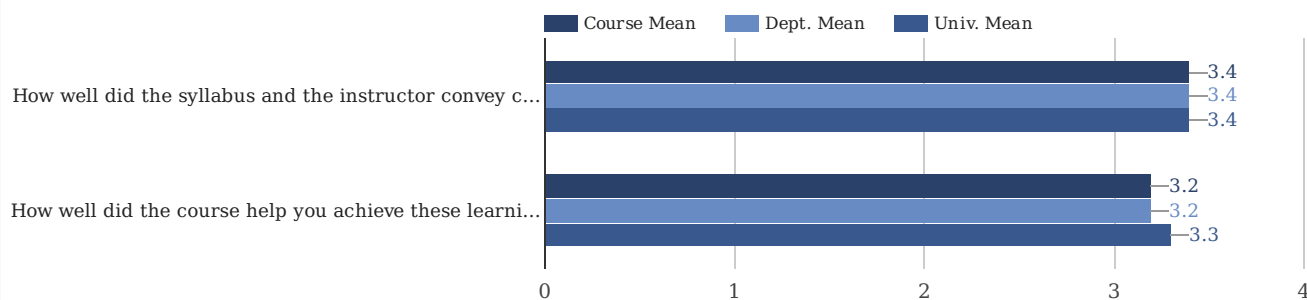
Teaching (Lecture)



Question	Number of Responses	Response Rate	Course Mean	Dept. Mean	Univ. Mean	Course Median	Dept. Median	Univ. Median
What was the overall quality of the instructor's teaching?	71	94%	3.2	3.2	3.3	3.0	3.0	4.0

Note: 0:Unsatisfactory; 1:Somewhat inadequate; 2:Adequate; 3:Good; 4:Exceptional;

Learning Outcomes (Lecture)

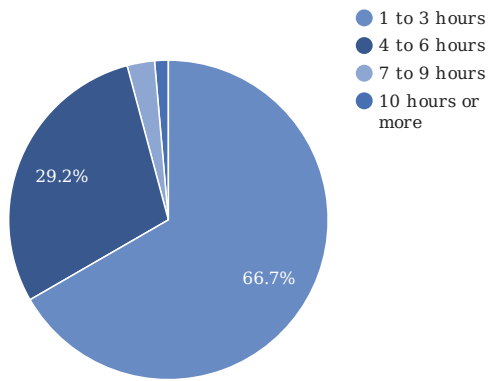


Question	Number of Responses	Response Rate	Course Mean	Dept. Mean	Univ. Mean	Course Median	Dept. Median	Univ. Median
How well did the syllabus and the instructor convey course expectations and learning outcomes?	72	96%	3.4	3.4	3.4	3.0	4.0	4.0
How well did the course help you achieve these learning outcomes?	72	96%	3.2	3.2	3.3	3.0	3.0	4.0

Note: 0:Unsatisfactory; 1:Somewhat inadequate; 2:Adequate; 3:Good; 4:Exceptional;

Demographics

How many hours per week did you work on this course, other than time in class?



What grade do you expect to receive for this course? Select N/A if the course is not graded.

